



Driven with confidence. Easy access, a comfortable seat, good visibility and logically positioned controls gives every driver total confidence.

Designed for productivity. High torque, low revving 4.5 litre engines are turbocharged and intercooled to extract the maximum from every drop of fuel.

Effective performance. In Powershuttle tractors the transmission clutch packs are oil cooled to ensure reliability is never compromised.

Power on demand. From power hungry mowers to easily operated fertiliser spreaders, JXU tractors can deliver for the pto task of the season.

CASE IH JXU - THE VERSATILE UTILITY TRACTOR WITH YEAR ROUND CAPABILITY.



Uplifting Performance. Specify an LRZ front loader and attachment package and JXU will effectively resolve every lifting task in your operation.

Application driven hydraulics. A choice of mid and rear mounted valves with up to 80l/min available for front loader operation means JXU gets the job done quicker.

Handles every task. With a rear linkage lift capacity up to 5800kg and a front linkage capable of 2500kg, tractors of the JXU range are never short on ability.

Transport ready. In road haulage, 40Kph driving speed and a choice of hydraulic or pneumatic trailer braking ensures quick journey times and safe operation.

JXU - RELIABLE IN EVERY OPERATION

TO STAY AHEAD YOU NEED A TRACTOR THAT GIVES YOU THE POWER TO MEET EVERYDAY DEMANDS EFFICIENTLY AND COST EFFECTIVELY. WHATEVER THE TASK AND WHENEVER IT NEEDS DOING, JXU TRACTORS ARE READY TO DELIVER.

Proven track record. With more powerful Tier 3 emission compliant engines delivering higher levels of torque and performance across the range, coupled to the proven design features of cab and transmission, new JXU is a force to be reckoned with. The high power to weight ratio and nimble manoeuvrability makes new JXU even better suited to the pto driven tasks, front loader operation and general haulage tasks of your operation.

JXU drives the business. This reliable hardworking utility tractor is ready to meet the needs of municipal users and has the ability to handle the everyday tasks of operation in livestock, dairy, and arable farming in either the leading role or as support to more powerful tractors. In peak season when the hours are long and the job must get done, JXU will rise to the challenge and enable the team to deliver.

Specified to your application. An extensive range of options including front loaders, front linkage and pto, turf, industrial or agricultural tyres means JXU tractors will arrive fully equipped and ready to work. In addition, cab versions can be customised with performance monitors and ISO connector to enable data transfer between tractor and implement to suit the intended implements or task.



New JXU has the versatility to fit the needs of your business operation.

Model	Rated engine power (Tier III) kW/hp(CV) @ 2,300rpm
Case IH JXU 75	56/76
Case IH JXU 85	63/86
Case IH JXU 95	71/97
Case IH JXU 105	78/106
Case IH JXU 115	83/113

Easy Access. Wide opening glass doors and an entrance route free from controls makes it easy to enter the cab from either side.

Adjust to your posture. The drivers seat and steering column are fully adjustable to achieve the most comfortable working position for operators large and small.

Air conditioning. The optional factory installed system ensures a cool operating environment and a rapid demist despite the outside temperature.

Clearly defined. The instrument cluster gives an uncluttered view of operational status. An integrated performance monitor is available.



Suspended Platform. Platform and cab tractors both benefit from suspension of the entire operator zone and their controls to limit harmful vibration and reduce excessive noise.

Low Height. A low roof cab version is available reducing overall height by 80mm to enable easy access to traditional buildings.

Forward visibility. The sloping engine hood and 'A' pillar mounted exhaust ensures unrivalled visibility to loaders or other front mounted implements.

Implements always in view. With slim cab pillars and large rear view mirrors the vision to working implements or following trailers is never at issue.

CAB AND CONTROLS

COMFORTABLE, ACCESSIBLE AND EASY TO OPERATE.

DRIVING COMFORT AND DAY-LONG MULTITASKING ARE THE FOCUS OF THE JXU SERIES. NON-SKID STEPS AND WIDE-OPENING, SOLID-GLASS DOORS ENSURE SAFE AND COMFORTABLE ACCESS. ALL ESSENTIAL CONTROLS ARE LOGICALLY POSITIONED AND WITHIN EASY REACH TO MAKE TIME SPENT AT WORK MORE COMFORTABLE AND PRODUCTIVE.

The feel-good tractor. The comfort of the seat can be increased by specifying the air suspension option which enables more precise ride comfort adjustments to better compensate for rough terrain. For a breath of fresh air, the side windows or roof hatch can be opened, whilst an opening front windscreen is available as an option. The low profile cab which is 80mm lower than the standard version retains all the same internal cab layout, including the option of air conditioning.

Ergonomic efficiency. For instant familiarity, the cab retains its popular layout in which all gear controls and remote valve levers fall readily to hand. Noise levels have also been reduced to 75dB under full load and for tractors equipped with Electronic Hitch Control, the intuitive control system from the Maxxum tractor range brings a new level of sophistication.

All round vision. The newly styled engine hood not only looks good, but also contributes significantly to the superior field of vision Case IH operators can expect. Internal and external mirrors can be adjusted for all round vision in the field or on the road and telescopic mirrors are available for improved visibility around wide trailers.



▲ **Low profile roof version**, reduces overall height but retains all the same features as the standard cab version.



▶ **Adjustable steering wheel** can be adapted to the individual operator to permit a fatigue-free seating position.

Powerful 4-cylinder diesel engines. The 4.5 litres engines of new JXU deliver outstanding performance in terms of available torque, speed of response and fuel efficiency.

Efficient power delivery. High torque engines with up to 40% (JXU 85) torque in reserve, easily keep you on top of the most demanding tasks.

Exhaust aspirated air filter. An option for dusty conditions, in which airborne particles are directly ejected from the powercore filter into the exhaust gas stream.

Constant performance. Engine and transmission are matched to produce consistent productivity.

Superior performance in cold climates.

A viscous fan drive enables the engine to get to working temperature quicker, promoting efficient operation in the coldest of climates.

Environmentally friendly.

Internal exhaust gas recirculation (EGR), lower emissions and long service intervals combine to promote efficiency and reduce environmental impact.

Turbocharged and intercooled. JXU engines are equipped with big capacity turbocharger and an air to air intercooler to boost thermal efficiency and extract maximum power from every drop of fuel.



Biodiesel approved. JXU engines can run on up to 100% (B100) biodiesel.



POWER ON DEMAND, POWER IN RESERVE.

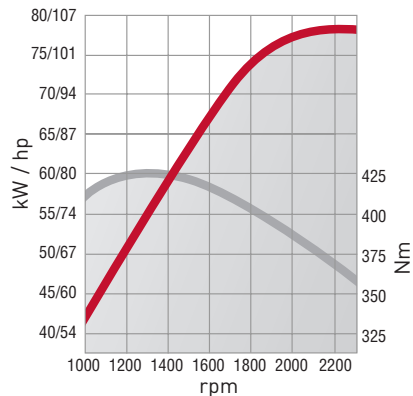
JXU TRACTORS ARE POWERED BY 4-CYLINDER TURBOCHARGED AND INTERCOOLED ENGINES TO GIVE YOU MAXIMUM POWER FOR MEAGRE FUEL CONSUMPTION. THE STEEP TORQUE RISE ENSURES QUICK ACCELERATION AND AGGRESSIVE PULLING POWER WHILST CONSTANT POWER ENSURES RELIABLE PERFORMANCE IN PTO APPLICATIONS.

Higher power, lower costs. These new generation engines are designed to deliver the kind of power you expect from a Case IH tractor while keeping running costs to a minimum. Maximum torque at 1300rpm is a massive 445Nm on the JXU 115 and rated speed is at 2300rpm resulting in lower fuel consumption. And with service intervals at 600 hours you save on servicing costs too.

Power when and where you need it. Excellent power output across a wide rpm bandwidth means less gear shifting and increased economy as a result. Even at low engine speed, the high starting torque gives you aggressive pulling power and the steep power curve gives you the boost you need for operating PTO and hydraulics comfortably and efficiently.


All-weather performance. New high density radiators protected by fine mesh debris screens pack more cooling into smaller dimensions for fast and effective heat rejection even when operating in high ambient temperatures. In colder climates the optional viscous fan enables a faster warm up and runs only when the engine has reached operating temperature. Operating temperature is thus attained more rapidly and then kept at a constant level. A high-capacity battery and a grid-heater integrated into the cylinder head assist cold-starting even at temperatures down to -25°C.

JXU 105 POWER CURVE



▶ **Easy-to-clean coolers.** Coolers and screens slide out for easier and faster cleaning.

◀ **Even more power.** With a torque rise of up to 40% even more power is available on demand when working with front and rear mounted implements.



Powershuttle. Take the strain out of loader work as the wet clutch packs enable direction changes at the flick of a lever.

Powershift. Drive at peak performance and efficiency as the 2 speed Powershift enables you to change under load and on the move without clutching.

Powerclutch. At the touch of a button, shift between any main gear without operating the clutch pedal.

Multidisc clutch packs. Modulated engagement ensures smooth gear changing and oil cooling promotes long lasting performance.



3 speed pto. Choosing between 540, 540 Economy or 1000rpm output speed without leaving the cab, enables you to swap between implements easily.

Ground speed PTO control available. For specialist applications, proportional ground speed matches the shaft rotation speed to that of the rear tractor wheels.

Front pto and front hitch available. Extend the versatility of JXU with 2500kg of front linkage lift capacity and a 1000rpm front pto system.

Fender mounted remote controls. For stationary applications like water or slurry pumping, the option of external pto switches improve safety when working alone.

TRANSMISSION AND PTO

POWER AND EFFICIENCY IN EVERY APPLICATION.

JXU TRANSMISSIONS AND PTO DRIVES ARE ENGINEERED FOR THE HIGHEST DEGREE OF EFFICIENCY AND RELIABILITY. PRECISION HELICAL GEARS AND FORCED LUBRICATION SYSTEMS, ARE PERFECTLY MATCHED TO THE ENGINE AND DRIVELINE FOR ENDURANCE AND PERFORMANCE.

Proven transmissions. Many hours of successful operation have proved the robust reliability of these transmissions in the hands of customers across the world. In Europe, the 24 forward and 24 reverse speed Powershuttle transmission is standard and includes a 2 speed Powershift. Ratios are closely matched enabling a rapid speed progression without loss of momentum up to the maximum speed of 40km/hr for road transport work. In field applications there are 11 speeds in the all important 4-12kph working range.

More transmission choices. If the sophistication of a Powershuttle transmission is not appropriate for your application, then JXU tractors can also be equipped by a conventional transmission with mechanical shuttle for forward / reverse direction changes. For specialist tasks where precision is a priority, a creep speed option is available on this driveline enabling speeds down to 200 metres per hour at rated engine speed.

PTO power for every task. The heavy duty pto driveline of JXU transmits maximum power for a years worth of activity, from cultivating in Spring to mowing in Summer, feeding in Autumn and snow blowing in Winter. For implements with low power requirements such as sprayers or rotary brushes, the 540 Economy speed provides 540rpm rotation speed at 65% engine speed for greater fuel efficiency and reduced engine noise. In every application the easy operation and ready power delivery will give you the edge and keep you on schedule.

▼ Powershuttle makes loader work quick and easy.



▲ Extend the versatility of JXU by equipping your tractor with a front mounted linkage and pto system.

Loads better. Case IH LRZ loaders are the perfect match for Case IH JXU tractors and with a lifting capability of 2500kg, they are unbeatable.

Handle with precision. Palletised goods can be lifted without fear of tipping and full buckets of grain are not spilled when using the parallel linkage system.

Ride in comfort.

In built hydraulic accumulators absorb the shocks experienced when crossing rough terrain, to protect the loader, tractor and operator.

Ergonomic control.

The joystick is conveniently positioned and when combined with a Powershuttle transmission, vehicle operation is stress-free.



Tough linkage. Boosted by 2 external hydraulic rams, rear linkage capability is in excess of 5800kg to lift heavy rear mounted implements with ease.

Intuitive controls. New Maxxum type Electronic Hitch Control system simplifies operation by placing regularly used controls under the palm of your hand.

Fast response. By combining unused oil flow from the steering system for loader operations, loader lifting speed is increased and cycle times are faster.

Oil flow where you need it. A total of 5 load sensing remote valves are possible, with 3 rear mounted and 2 mid mounted.

HYDRAULICS AND LOADER

HIGH PERFORMANCE LIFTING AND HANDLING SOLUTIONS.

MULTITASKING JXU TRACTORS WILL POWER YOUR BUSINESS FORWARD BY EFFICIENTLY CLEARING ALL THOSE JOBS AROUND THE FARMYARD, SHIFTING SILAGE, STRAW, GRAINS AND FERTILISERS. AND WHEN THERE IS FIELDWORK TO BE DONE, THE LOADER IS SIMPLY REMOVED AND THE NEXT IMPLEMENT LIFTED BY FRONT LINKAGE OR REAR HITCH OR BOTH!

Give your business a lift. Whether your need is for stacking bales, loading silage, shifting grains or handling palletised goods, the Case IH LRZ loader and its extensive range of attachments can take this load of your mind. Speedy changes between attachments are possible thanks to the quick attach coupling and indeed mounting and dismounting the loader from your tractor is a simple task. If required front loader arms from the LRZ range can be shared between JXU, CS Pro and Maxxum tractors for the ultimate in flexibility and versatility across your business.

Fast reactions. A 61l/min pump serves the hydraulic and rear hitch circuit whilst the steering circuit is supplied by a separate 36l/min pump, ensuring that even at slow engine speed low effort steering is assured without impacting hydraulic performance. In addition, the mid mount valves incorporate a combined flow facility which can take unused oil from the steering circuit and direct up to 80l/min to the loader to really get things moving.

Totally controlled. The lower link sensed rear 3 point hitch can be specified with either mechanical or electronic controls to best fit the needs of your operation. When equipped with Electronic Hitch Control, there is the added benefit of exterior fender mounted raise and lower buttons for safe and controlled attachment of awkward implements. Both systems benefit from the same tough linkage and a choice of lift capacity between 3900kg to 5850kg depending on specification.

◀ **Electronic hitch control system** provides fingertip precision.

▼ **Lower link sensing rear hitch** and big capacity lift rams allow you to tackle the biggest jobs on the farm.



▼ **The mechanical hitch system** features an easy to use quick raise and lower control.



Four wheel drive. Robust front axles for extra traction when the going gets tough and 4 wheel braking in road transport.

Non slip performance. The hydraulic locking front differential option ensures maximum traction in field and zero tyre scrub around the yard.

When equipped with a full front ballast set, 50% of tractor weight is on the front axle to ensure smooth road transport, even with heavy rear mounted implements.

Choice of trailer brakes. Hydraulic or pneumatic trailer brakes are available to suit your implements and ensure safety is a priority in road haulage.



Move confidently. The 60° steering lock of the 4WD axle enables a turning radius of 4050mm for easy manoeuvrability inside buildings and around the farmyard.

No limits. With a minimum weight of 3900kg and a 2900kg payload you can be sure that JXU has the capacity to tackle any task.

Dynamic front fenders. Wide front fenders (480mm) can turn independently of front wheels to permit maximum steering angle and retain wheel coverage.

Wheel and tyre options. Agricultural, Industrial or Turf tyre options allow you to configure JXU to suit the needs of your particular enterprise.

DESIGNED FOR OPTIMUM HANDLING - IN THE FIELD AND ON THE ROAD.

A HIGH POWER TO WEIGHT RATIO, ROBUST BRAKING SYSTEMS AND A 4 WHEEL DRIVE SYSTEM BUILT WITHOUT COMPROMISE ENSURE TRACTORS OF THE JXU RANGE ARE WELL PLACED TO MEET THE CHALLENGES IN YOUR BUSINESS.

Sure footed in the field. Whether equipped with narrow high clearance tyres for tramline operations and inter row cultivation or with wide tyres for reduced ground pressure, JXU tractors perform confidently. 4WD and differential locks are engaged at the flick of a switch to maintain traction in all situations and ballast weights are available if you need to achieve maximum drawbar pull when using trailed implements.

Confident on the road. A low vehicle weight, high torque engine and closely spaced gears in the transmission make it easy to pull away from a road junction, quickly accelerate to full speed and then maintain your desired speed of travel. Self adjusting, oil immersed disc brakes ensure effective stopping power and 4WD models benefit from all wheel braking. For additional security, your JXU can be equipped with hydraulic or pneumatic braking systems to activate the brakes of towed implements to keep these heavy loads under control.

Correctly prepared. Fender extensions ensure full coverage of tyres to prevent road spray becoming a hazard to other road users and flashing beacons advise of your presence. Non aggressive turf pattern tyres are available to minimise damage when operating on parkland whilst for Municipal or road maintenance use, hard wearing block pattern tyres ensure smooth road travel and extended operating life on paved surfaces.

► In less demanding tasks, a 2WD tractor is often the ideal choice.



▲ Hard wearing Industrial block pattern tyres and non aggressive turf tyres are available.

OUR SYSTEMS APPROACH

DEALER

Skilled business advisor at your dealership.

Demand more from your Case IH dealership.

Purchasing a stand-alone piece of new equipment? Keeping a whole fleet up-to-date? Whatever your size of operation, contact your local Case IH dealership for professional advice on finance and future-safe business investment. Case IH knows your farming needs best.

PARTS & SERVICE

Maintain the productivity of your investment. Case IH and its dedicated dealer network provide excellent support when you take delivery of your new machine and whilst it remains in your ownership. On the farm, you can rely on trained service professionals to maintain the productivity of your investment.

Protect the value of your investment. Behind every Case IH product stands an extensive European parts logistics organisation, stocking more than 700,000



part numbers for products old and new. Choosing to fit genuine Case IH parts will maintain the safety, value and performance of your original investment.

FINANCE



Your local Case IH dealer can work with CNH Capital to offer solutions that best fit your budget and business goals. At CNH Capital, we understand that no two farms or agricultural businesses are the same. That's why we work so hard to understand your needs first. We make it our job to know your business inside and out – your goals, your ideas, and your unique outlook on the future. Then we can put together financial solutions and services that are right for you.

MAX
00800 227344 00
00800 CASE IH 00

100% Support
100% Availability

◀ **MAX - the new premium service from Case IH.** We are always ready for you, around the clock, the whole year. Express delivery: when and where you need it. You get top priority during the season because your harvest cannot wait.

The call is free. However some European Operators may apply a charge, if the call is made from a mobile phone. For any information about charge rate, please enquire in advance from your provider.



◀ **Extended protection programme.**

Case IH is at your side giving you the best professional solution: Safeguard from Covéa Fleet. This is the personalised insurance coverage for your Case IH machinery. Please contact your dealer for more details. Subject to status and availability. Terms and conditions apply.



SPECIFICATIONS

	JXU 75	JXU 85	JXU 95	JXU 105	JXU 115
ENGINE					
No. of cylinders / capacity [cm ³] / type	4 / 4500 / Turbocharged and Intercooled				
Rated engine power ECE R120 @ 2,300rpm [kW/hp(CV)]	56 / 76	63 / 86	71 / 97	78 / 106	83 / 113
Max torque ECE R120 @ 1,400rpm [kW/hp(CV)]	324	366	404	425	445
Torque rise acc. OECD (%)	39	40	37	31	29
Fuel tank capacity - standard / optional (litres)	127 / -	127 / -	127 / 167	127 / 167	127 / 167
TRANSMISSION					
Type Powershuttle	24 Fwd / 24 Rev with 2 speed Powershift and Powershuttle				
Type Optional (Optional with creeper)	12 Fwd / 12 Rev (20 Fwd / 20 Rev) with Powershuttle				
Type Optional (Optional with creeper)	12 Fwd / 12 Rev (20 Fwd / 12 Rev) with mechanical shuttle				-
DRIVE and STEERING					
4WD front axle standard	electro-hydraulic engagement with limited slip differential lock				
4WD optional feature	electro-hydraulic fully locking differential				
Turning radius 2WD / 4WD (mm)	3770 / 4050	3770 / 4050	3770 / 4050	3770 / 4050	3770 / 4050
POWER TAKE OFF					
Type	electro-hydraulic engagement				
Rear speeds available	540 / 540E / 1000rpm + Proportional Ground Speed				
Front pto	1000rpm				
HYDRAULIC SYSTEM					
Max pump flow - steering / hitch and external services	36l/min / 61l/min (optional 80l/min combined flow system)				
Remote valves	max 3 rear and 2 mid mounted Closed Centre type				
Control type	EHC (Electronic Hitch Control) or MHC (Mechanical Hitch Control)				
Rear lift Capacity - standard / optional (kg)	3900 / 4900	3900 / 4900	4900 / 5850	4900 / 5850	4900 / 5850
Front hitch lift capacity (kg)	2500	2500	2500	2500	2500
WEIGHT and DIMENSIONS					
Minimum weight* (kg)	4050	4050	4250	4250	4250
Permissible total weight* (kg)	6200	6500	6800	6800	7400
Max length (mm)	4120	4120	4120	4120	4120
Min / Max track width (mm)	1425 / 2133	1425 / 2133	1425 / 2133	1425 / 2133	1425 / 2133
Max height standard cab / low roof cab (mm)	2595 / 2511	2595 / 2511	2620 / 2536	2620 / 2536	2620 / 2536
Max height over ROPS folded / unfolded (mm)	2174 / 2716	2174 / 2716	2199 / 2741	2199 / 2741	- / -
Wheelbase - 2WD / 4WD (mm)	2342 / 2350	2342 / 2350	2342 / 2350	2342 / 2350	- / 2350
STANDARD TYRES					
Front 2WD / 4WD	9.00-16 / 12.4 R24	9.00-16 / 12.4 R24	10.00-16 / 380/70 R24	10.00-16 / 380/70 R24	- / 380/80 R24
Rear	18.4 R30	18.4 R30	480 / 70 R34	480 / 70 R34	480 / 70 R34


(*) to comply with legislation and specification in your country - Not available

LRZ LOADERS	LRZ 95	LRZ 100	LRZ 120
Max. lift capacity (kg)	2060	2540	2300
Max. height (mm)	3740	3740	4070
Power range (hp)	70-100	70-110	90-120



CASE IH: FOR THOSE WHO DEMAND MORE

WWW.CASEIH.COM

 Safety never hurts! Always read the Operator's Manual before working with any equipment. Inspect equipment before using it, and be sure it is operating properly. Follow the product safety signs, and use any safety features provided.

This literature has been published for worldwide circulation. The standard and optional equipment and the availability of individual models may vary from one country to the next. Case IH reserves the right to undertake modifications without prior notice to the design and technical equipment at all times without this resulting in any obligation whatsoever to make such modifications to units already sold. Whilst every effort is made to ensure that the specifications, descriptions and illustrations in this brochure are correct at the time of going to press, these are also subject to change without prior notice. Illustrations may show optional equipment or may not show all standard equipment.

Case IH recommends **AKCELA**™ lubricants

CNH UK Ltd., Cranes Farm Road, Basildon, Essex SS14 3AD

© 2009 CASE IH - www.caseih.com - JXU SERIES-UK-BR - Free phone 00800 22 73 44 00 - Printed in Italy - 11/09 - TP01 - Cod. 9C0009/INB

